

# Progress in Digital Trade Facilitation Implementation

(Based on the UN Global Digital and Sustainable Trade Facilitation Survey Results)

Yann Duval  
Chief, Trade Policy and Facilitation Section  
Trade, Investment and Innovation Division,  
United Nations ESCAP



**ESCAP**

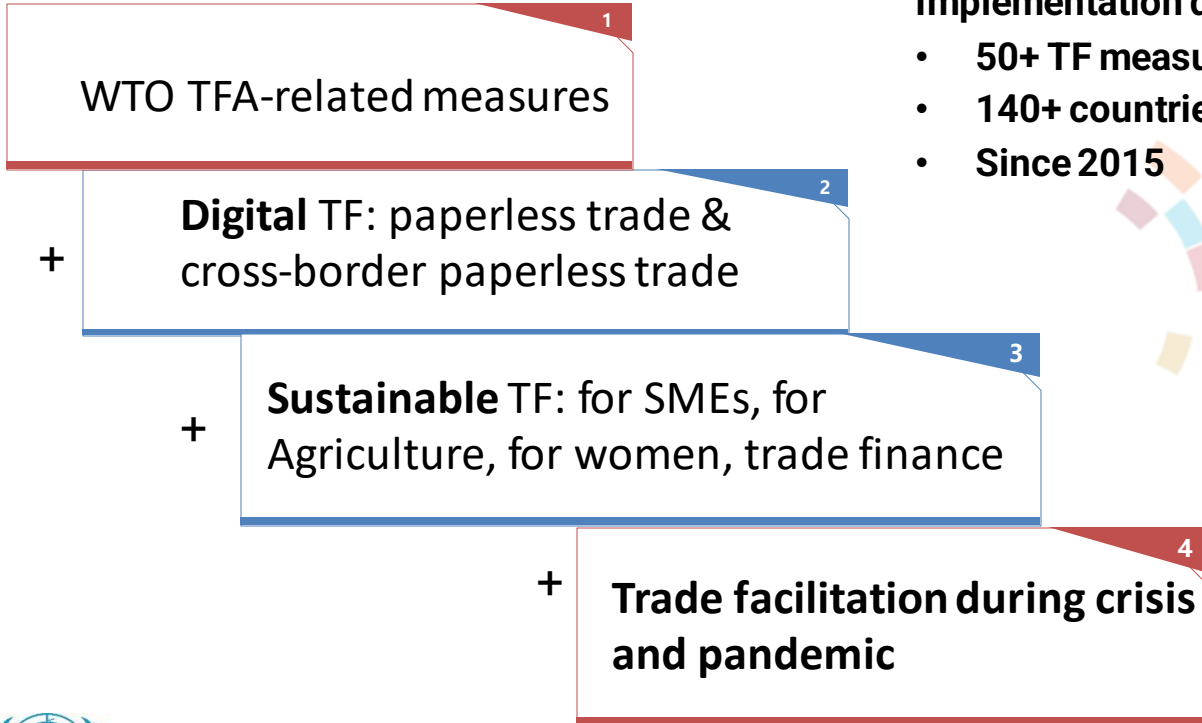
MOVING FORWARD TOGETHER





# UN Trade Facilitation (TF) Survey

[www.untfsurvey.org](http://www.untfsurvey.org)



Implementation data for:

- 50+ TF measures
- 140+ countries
- Since 2015



# Examples of TF measures covered

## WTO TFA-related:

- publication of trade regulations procedures (transparency)

## Digital TF:

- Paperless trade → electronic submission of customs declaration
- Cross-Border Paperless Trade → electronic exchange of Certificate of Origin

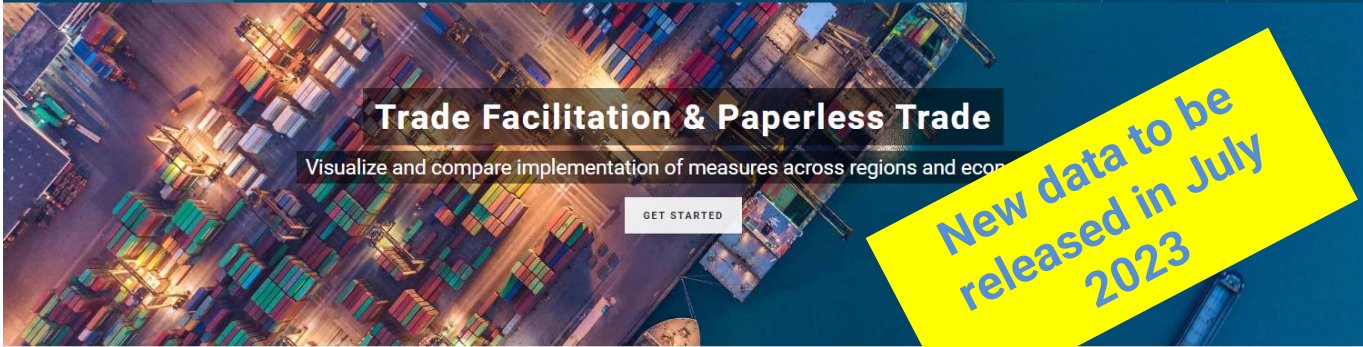
## Sustainable TF:

- SMEs represented in the National Trade Facilitation Committee



# UN Global Survey on Digital and Sustainable Trade Facilitation

- HOME
- GLOBAL DATA
- REGIONAL DATA
- ECONOMY DATA
- COMPARE
- ABOUT
- REPORTS
- DATA REQUEST
- ENGLISH



UNTFSURVEY.ORG IS A JOINT INITIATIVE OF THE UN REGIONAL COMMISSIONS

## Interactive visualization of Trade Facilitation & Paperless Trade data

To help countries benchmark and reduce the time and cost of trading across border, the UN Regional Commissions jointly conduct the UN Global Survey on Digital and Sustainable Trade Facilitation. The Survey currently covers 143 economies around the globe, and 58 measures related to the WTO's Trade Facilitation Agreement (TFA), as well as emerging regional and global initiatives on paperless trade or e-trade, such as the recent Framework Agreement on Facilitation of Cross-Border Paperless Trade in Asia and the Pacific (CPTA). The Survey leads to the production of a Global Report and five Regional Reports, which aim at providing insightful information for policy makers to harness trade as a key means of implementation of the 2030 Agenda for Sustainable Development. The Survey is conducted in collaboration with growing number of global and regional partners, since 2015 and every two years. On this website you can visualize the results - please make a selection:



### Visualize Global Results

Get an overview of global survey results on chart or map, with the option to narrow down



### Visualize Regional Results

Select a geographic region / regional UN Commission and display regional & sub-



### Visualize Country Results

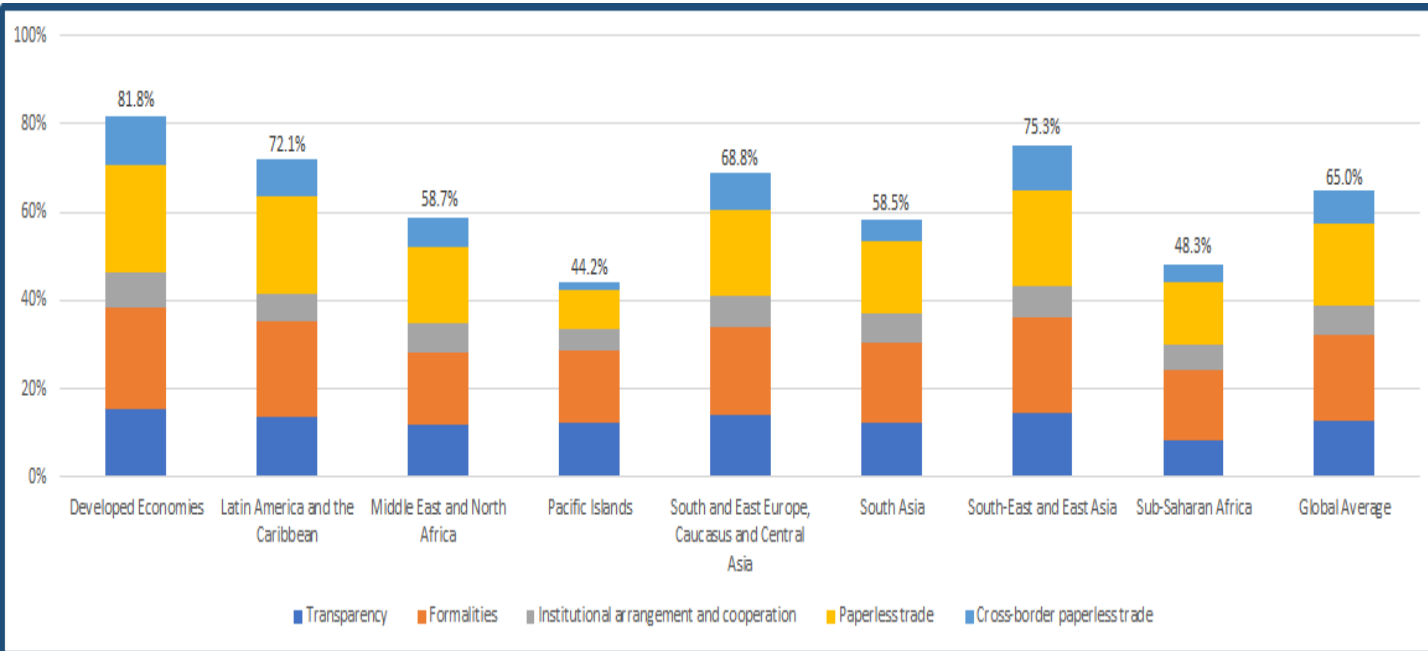
Select any economy of interest and get a detailed overview of trade facilitation &



# Implementation of Trade Facilitation

Global average stands 65%

Southeast and East Asia leading developing countries

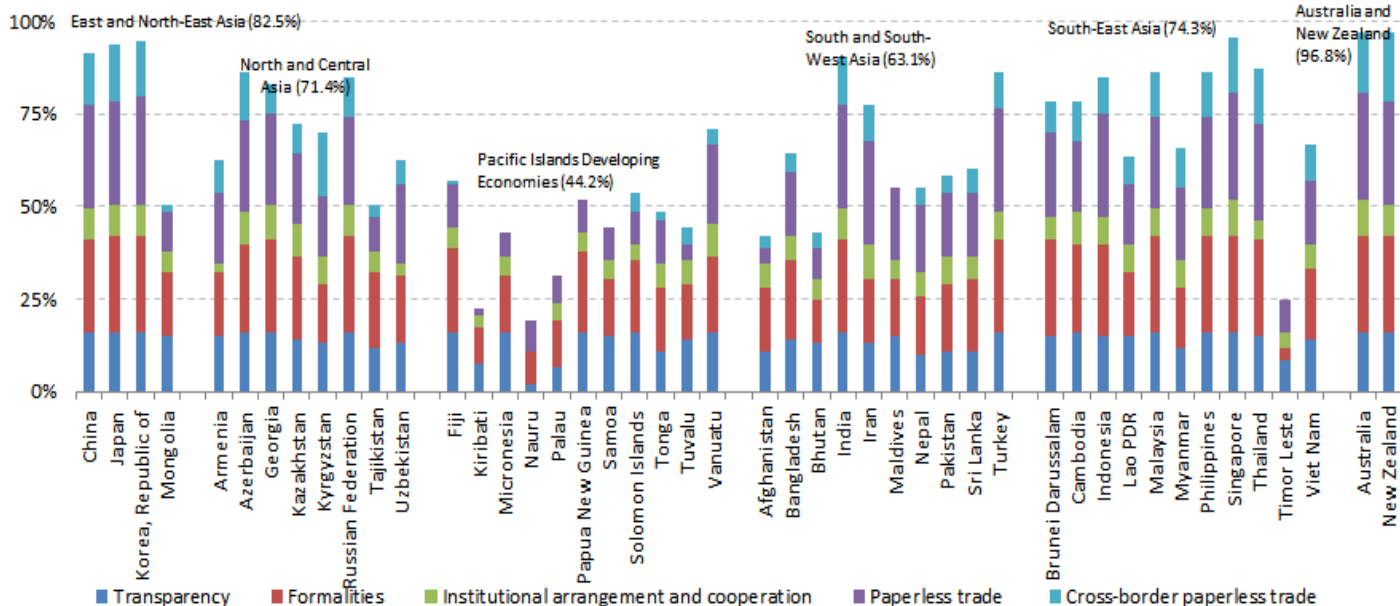


Source: UN Global Survey on Digital and Sustainable Trade Facilitation (2021)

Note: UNRCs are still receiving feedback from some member countries on data validation. Therefore, the results may be further – probably slightly – revised in the final report to be issued in the coming months.

[UNFSURVEY.ORG](https://unfsurvey.org)

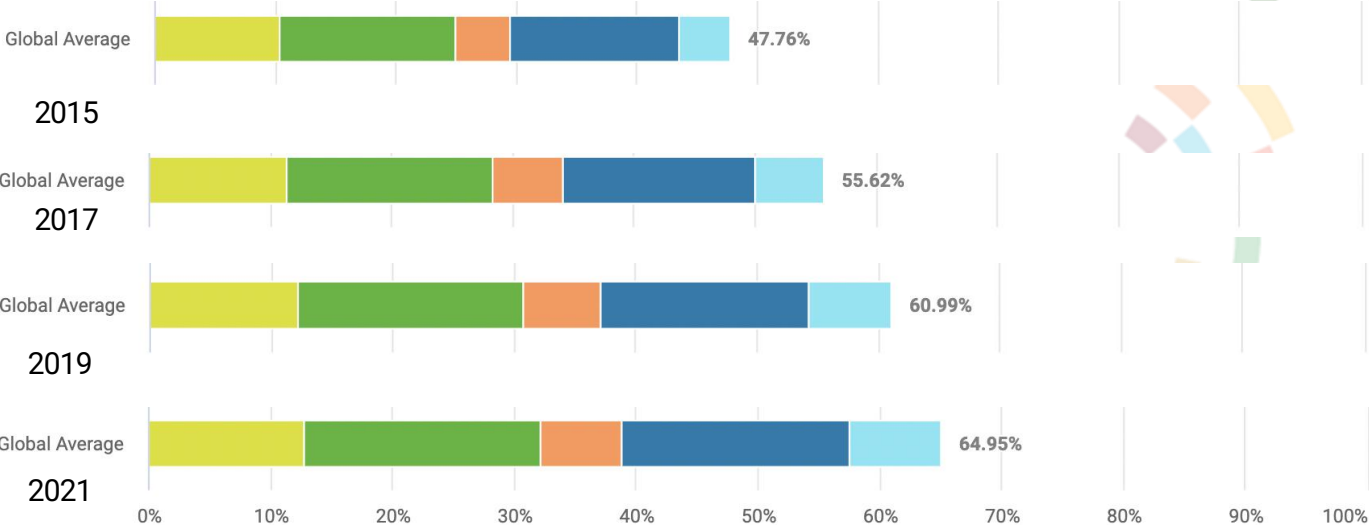
# Implementation of Trade Facilitation in Asia-Pacific (46 countries)



Source: UN Global Survey on Digital and Sustainable Trade Facilitation (2021)

Note: ESCAP is still receiving feedback from some member countries on data validation. Therefore, the results may be further – probably slightly – revised in the final report to be issued in the coming months.

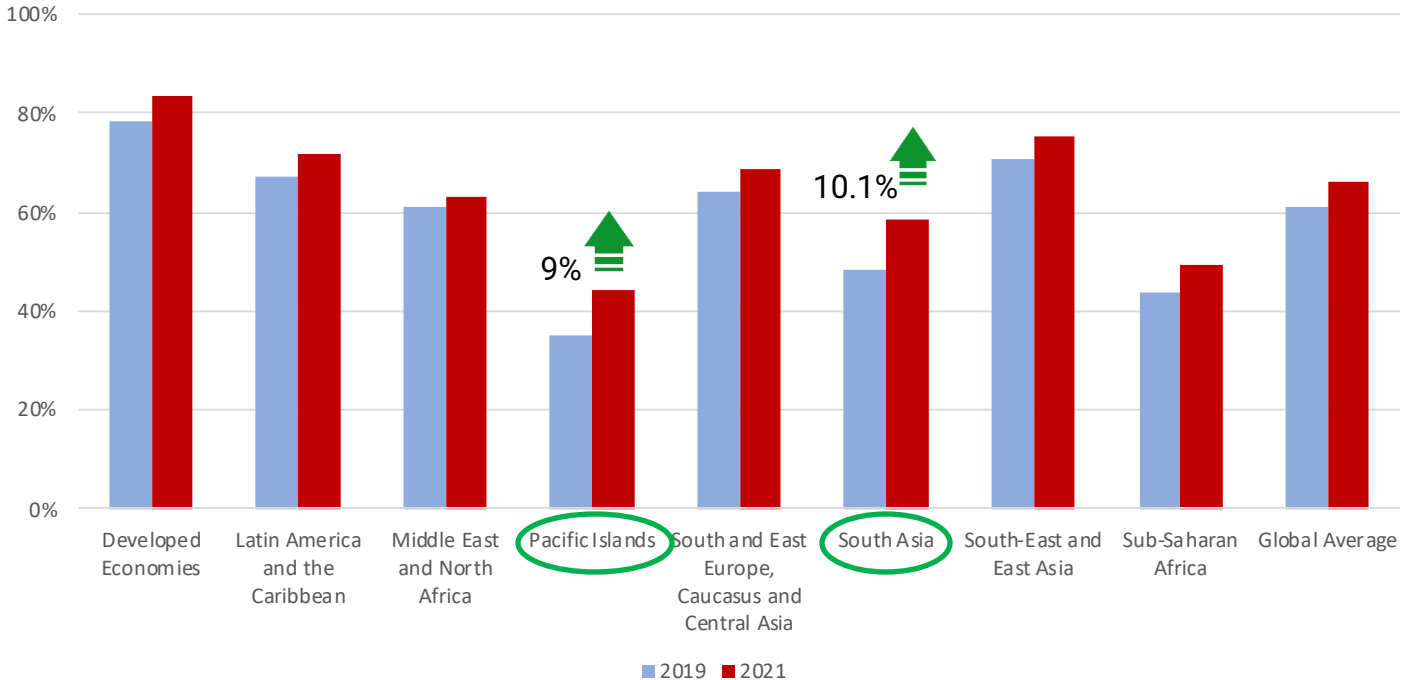
# Global trend since 2015



# Progress of Global Implementation (by region)

All regions have made progress - despite COVID crisis

Most progress observed in South Asia and Pacific Islands



Source: UN Global Survey on Digital and Sustainable Trade Facilitation (2021)

Note: UNRCs are still receiving feedback from some member countries on data validation. Therefore, the results may be further – probably slightly – revised in the final report to be issued in the coming months.

UNTF SURVEY.ORG

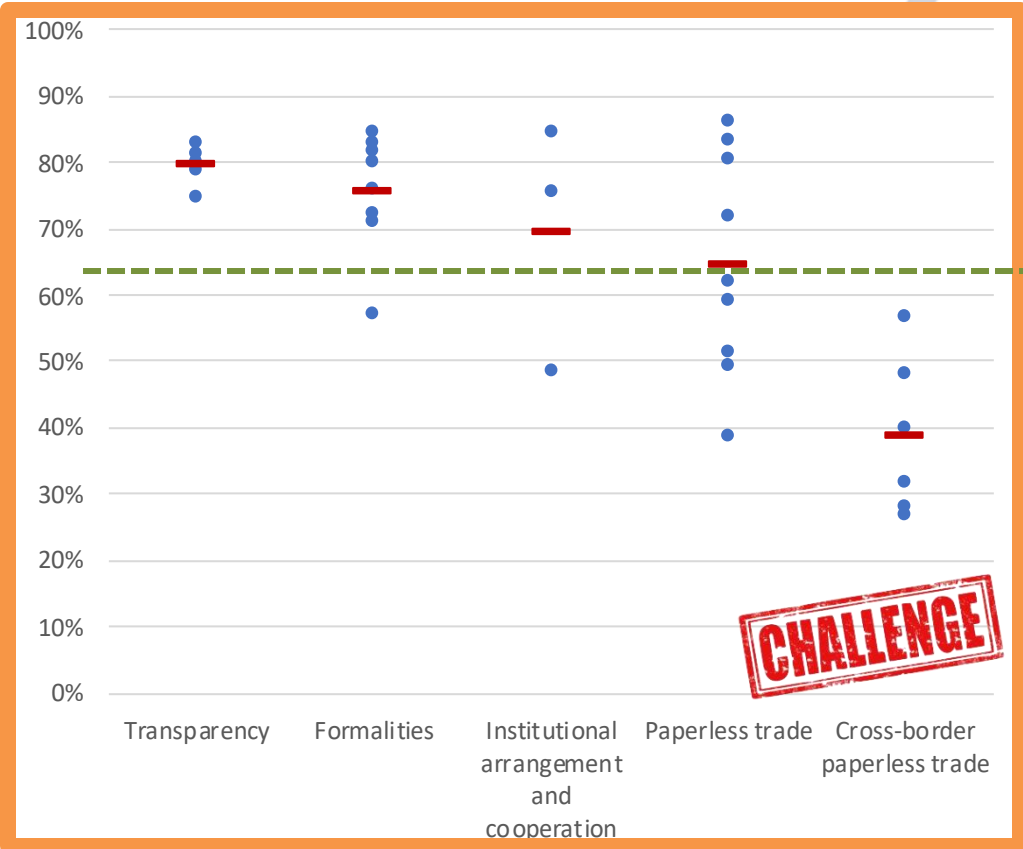


# Implementation of General and Digital TF Measures

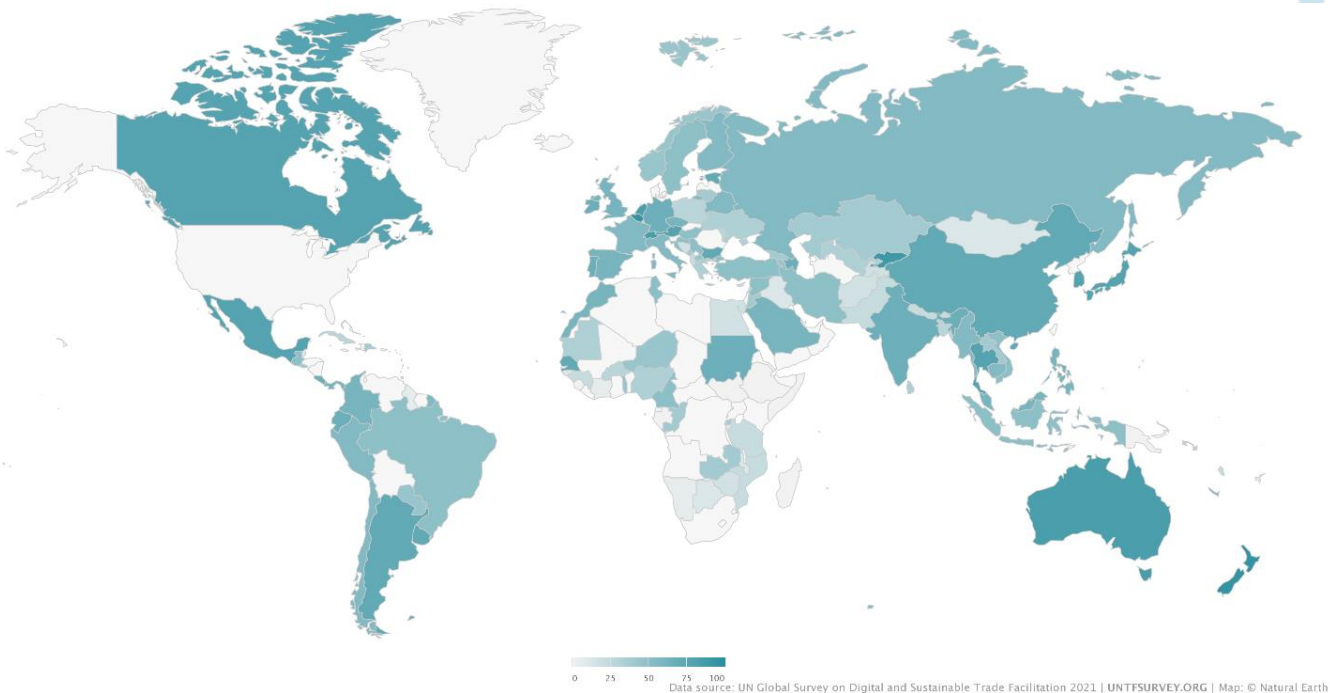
“Paperless trade” implementation rates vary greatly depending on the individual measures

“Cross-border paperless trade” is still a challenge (< 40%)

Source: UN Global Survey on Digital and Sustainable Trade Facilitation (2021)  
Note: UNRCs are still receiving feedback from some member countries on data validation. Therefore, the results may be further – probably slightly – revised in the final report to be issued in the coming months.



# Implementation of cross-border paperless trade measures



Source: UN Global Survey on Digital and Sustainable Trade Facilitation (2021)

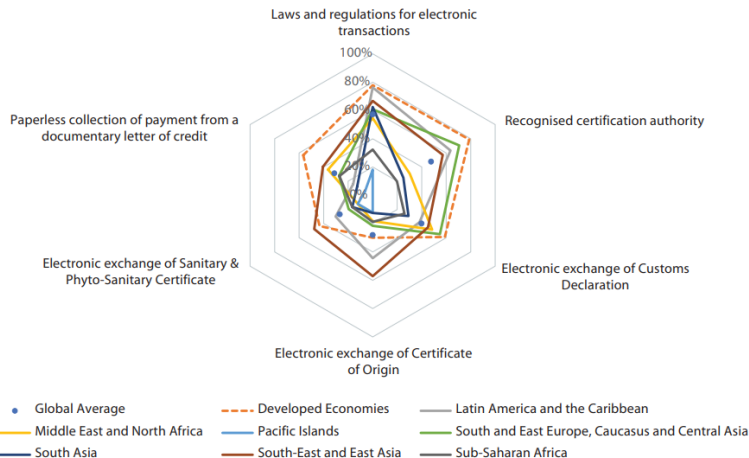
UNTFSURVEY.ORG

# Cross-border exchange and legal recognition of electronic data/docs lacking

- Significant progress made on *paperless trade* implementation (e.g. national e-Single Windows)
- But *cross-border paperless trade* remains limited, including in G20 countries



Figure 18. Global implementation of cross-border paperless trade measures in various regions



Source: The UN Global Survey on Digital and Sustainable Trade Facilitation, 2021. Available at [unfpa.org/untsurvey.org](https://unfpa.org/untsurvey)



# Good Practices – Cross-border paperless trade

## EXCHANGE Customs Declaration

By March 2021, Cambodia, Myanmar, Singapore, Malaysia and Thailand have started exchanging the ASEAN Customs Declaration Document (ACDD) to support Customs in the importing country to carry out their risk management.



## EXCHANGE E-C/O

In December 2019, all ASEAN Members joined the ASW Live Operation which allowed the granting of preferential tariff treatment based on the ASEAN Trade in Goods Agreement electronic Certificate of Origin (ATIGA e-Form D) exchanged through the ASW.

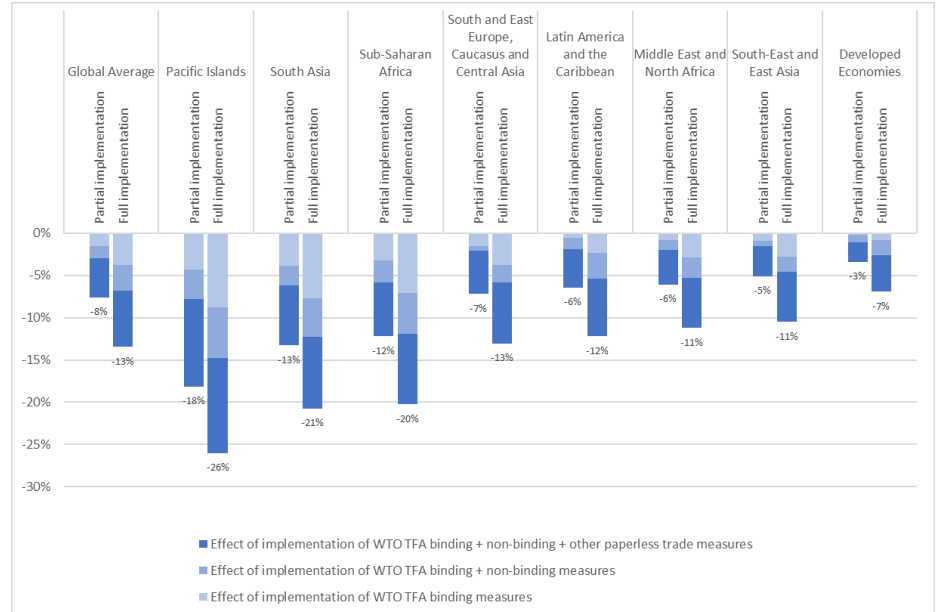
## EXCHANGE E-SPS

ASEAN Member States are working to expand the ASW to support the exchange of electronic Sanitary and Phytosanitary (e-SPS) Certificates. The exchange of e-Phyto Certificate are being tested between Indonesia and Viet Nam.

[UNTF SURVEY.ORG](http://UNTF SURVEY.ORG)


# Trade Digitalization: Benefits from cross-paperless trade facilitation

- Full implementation of *cross-border paperless trade* is expected to result in 13% trade cost reduction (up to 26%)
- and an increase in global trade by at least \$750 billion a year



# On-going initiatives to enhance trade digitalization (non-exhaustive)

- G7 Trade Minister's Digital Trade Principles
- **UN Framework Agreement on Facilitation of Cross-Border Paperless Trade in Asia and the Pacific**
- Digitization of documents under various transport and trade-related UN conventions (eTIR, eCMR, eCITES...)
- **UNCITRAL model law on electronic transferable records (MLETR),**
- UN/CEFACT Recommendations and package of standards, WCO data model
- **ICC Digital Standards Initiative**
- ...



# Accelerating Digital TF through the *Framework Agreement on Facilitation of Cross-border Paperless Trade in Asia and the Pacific*

The enabling UN treaty entered into force in 2021

## Article 1: Objective

The objective of the present Framework Agreement is **to promote cross-border paperless trade** by enabling *the exchange and mutual recognition of trade-related data and documents in electronic form and facilitating interoperability among national and subregional single windows and/or other paperless trade systems*, for the purpose of **making international trade transactions more efficient and transparent while improving regulatory compliance**.

Article 5:  
General  
Principles

Article 8:  
Cross-  
border  
Mutual  
Recognition

Article 11:  
Institutional  
Arrangements

Article 12:  
Action Plan

Article 13:  
Pilot  
Projects and  
Sharing of  
Lessons  
Learned

Article 14:  
Capacity  
Building



# Accelerating Digital TF through the *Framework Agreement on Facilitation of Cross-border Paperless Trade in Asia and the Pacific*

- 100% increase in number of acceding parties in 2022 – now 11 parties
- Most inclusive and and cooperative platform for progress
- Join to demonstrate high-level commitment to digital trade transformation
- and enable cross-border cooperation

Participant	Signature	Ratification, Acceptance(A), Approval(AA), Accession(a)
Armenia	22 Sep 2017	
<a href="#">Azerbaijan</a>		2 Mar 2018 a
Bangladesh	29 Aug 2017	13 Oct 2020
Cambodia	29 Aug 2017	
<a href="#">China</a>	29 Aug 2017	22 Nov 2020 AA
Iran (Islamic Republic of)	29 Sep 2017	29 May 2020
Mongolia		27 Jul 2022 a
Philippines		23 Dec 2019 a
Republic of Korea		28 Nov 2022 a
Tajikistan		8 Dec 2022 a
Timor-Leste		5 Apr 2022 a
Turkmenistan		4 May 2022 a
Tuvalu		8 Dec 2022 a

<https://www.unescap.org/projects/cpta>





## Trade Facilitation & Paperless Trade

Visualize & compare implementation of measures across regions and economies

GET STARTED

UNTFSSURVEY.ORG IS A JOINT INITIATIVE OF THE UN REGIONAL COMMISSIONS

Interactive visualization of Trade Facilitation & Paperless Trade data

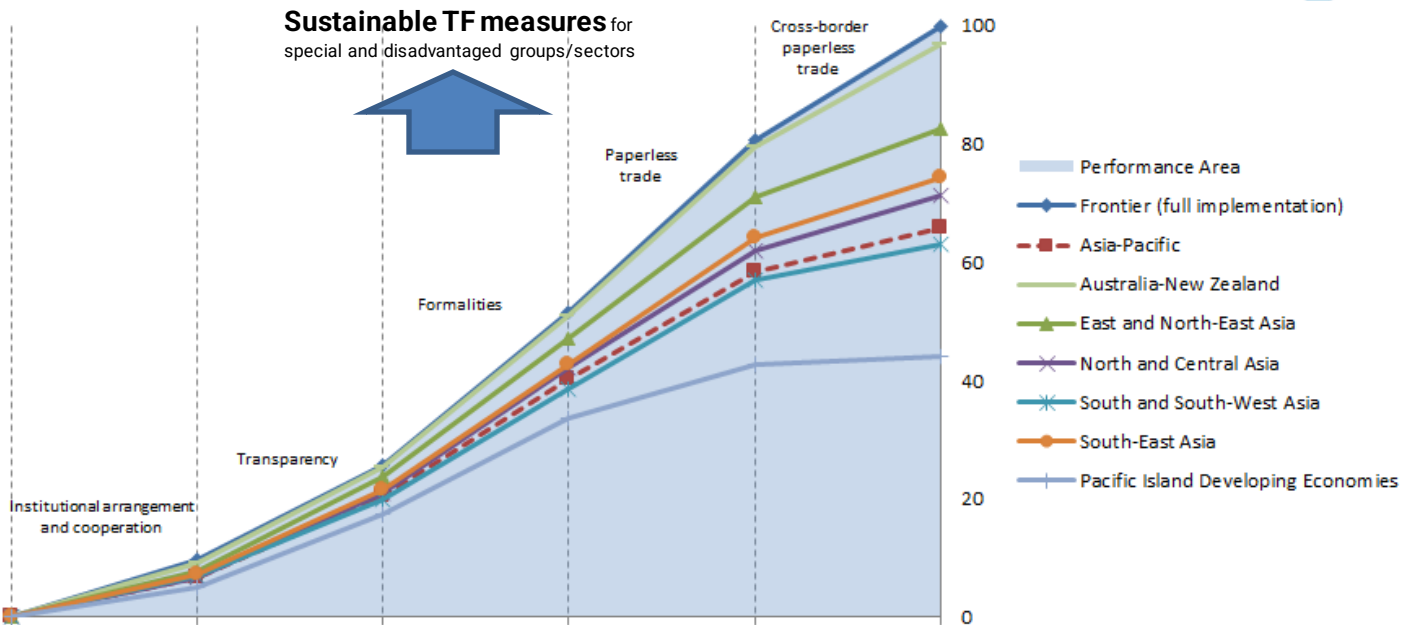
# Thank you!



# ANNEXES



# Moving up the trade facilitation ladder towards seamless international supply chains



Source: UN Global Survey on Digital and Sustainable Trade Facilitation (2021)  
 Note: ESCAP is still receiving feedback from some member countries on data validation. Therefore, the results may be further – probably slightly – revised in the final report to be issued in the coming months.

# *ESCAP Framework Agreement on Facilitation of Cross-Border Paperless Trade in Asia and the Pacific (CPTA)*



<https://www.youtube.com/watch?v=WDzclWbZU3s&t=37s>



<https://www.youtube.com/watch?v=TTPXQr8RHU&t=102s>

## Technical support in conducting Cross-Border Paperless Trade Readiness Assessment available

**Background:** Assessment guide and legal + technical checklists developed by ESCAP interim Intergovernmental Steering Group on Cross-Border Paperless Trade and UNNExT, in collaboration with UNCITRAL and WTO EIF

- [readiness.digitalizetrade.org](https://readiness.digitalizetrade.org)

**State of play:** Readiness assessments conducted in more than 12 countries

ESCAP support provided at national level on request

- (1) funding for national legal/technical experts;
- (2) advisory and peer-review support to national team [by international experts]



 New  
**WTO-ESCAP-  
UNCITRAL  
Cross-Border  
Paperless Trade  
Toolkit**